










<b>Part#</b>	42367
<b>Part Description</b>	60 SMD Ultra Bright S25 LED Light
<b>Lamp Type</b>	1156/3156
<b>Lamp Base</b>	BA15S/T25
<b>Unit Wattage</b>	3.7W
<b>Voltage</b>	14.5V
<b>Frequency</b>	260MA
<b>Operating Temperature</b>	(-)20Deg+80Deg
<b>Environment Temperature</b>	(-)20Deg+80Deg
<b>Operating Humidity</b>	5% to 95%
<b>IP Class</b>	
<b>Ventilation</b>	
<b>Weight</b>	13g
<b>Size</b>	H:49.8mm;D:25mm
<b>Package Type</b>	blister card
<b>Number/ Carton</b>	
<b>Carton Size</b>	38x28x22cm
<b>Certificates</b>	RoHS
<b>Lense Type</b>	
<b>Body Type</b>	
<b>Work Environment</b>	
<b>Luminous Efficacy</b>	
<b>Lumen Maintenance</b>	
<b>LED Life</b>	50000hours
<b>Warranty</b>	see website for more information



# LEDLight.com



60 Ultra Bright SMT LED Light. 12 forward firing super flux LED chips and 48 side firing super flux LED chips, total 60 LEDs. Bulb is 1.85 inches in length(from top to bottom) and .95 inch in diameter. Durable, shock and vibration proof, instant On/Off. Monochromatic (pure) color, low heat generation, virtually unbreakable. Available in super white, red, yellow and blue. 12 VDC. T25 base style. 1156 single contact is used for turn signals. 1157 dual contact is used for tail light/ brake light. 1156 single contact replaces bulb number. .29mA @ 13.8 VDC.

Color	Beam Angle	Forward Lumen	Side Lumen	# of LEDs	# of chips per LED	LED Type	Kelvin	Wave Length	Unit Amps	LED Watts	Unit Watts	CRI
W 	360 Deg	48 Lm	192 Lm	60	1	60*1210	6000-7000K	620-625nm	260MA		3.7W	
DW 												
WW 												
R 	360 Deg	20 Lm	79 Lm	60	1	60*1210			260MA		3.7W	
G 												
B 												
Y 	360 Deg	17 Lm	69 Lm	60	1	60*1210		465-470nm	260MA		3.7W	
UV 												
RGB 												

LEDLight.com LLC

12215 East Chandler Heights Rd Chandler, AZ 85249

Toll Free 1(877)283-5060 Local 1(602)997-0366 Fax 1(602)861-4088